

Porphyry



---

# CRAZY PAVING

---

## COLOUR RANGES

Almond  
Bluestone  
Harvest  
Mist  
Porphyry  
Saddle

Bluestone



---

**Colour Ranges**


---



Almond



Bluestone

Harvest  
[On Mesh]Mist  
[On Mesh]

Porphyry

Saddle  
[On Mesh]

---

A selection of high resolution 3D textures is available at [www.ecooutdoor.com.au](http://www.ecooutdoor.com.au)

+ Given the irregular shape of the stones, crazy paving is an ideal choice for curved areas.



Almond [01]



**Project Credits**

- 01** KMD The Outdoor Construction Company NSW
- 02** Nature's Vision NSW
- 03** E-GA VIC
- 04** Adam Kidd Landscapes NSW

Porphyry



Crazy Paving offers a great way to visually break open a space

Harvest [On Mesh]



Almond



Bluestone [02]



Provides visual relief from linear design



Saddle [On Mesh]

**CRAZY PAVING**

+ Crazy paving on mesh with its consistent grout lines provides an easy and cost effective alternative for commercial spaces.



Top: Saddle [On Mesh]  
Left: Harvest [On Mesh]  
Below: Harvest [On Mesh]



Bluestone [03]

+ Harvest, Mist and Saddle all come on an easy to install interlocking mesh system.

Mist [On Mesh]



Mist [On Mesh]



Porphyry [04]

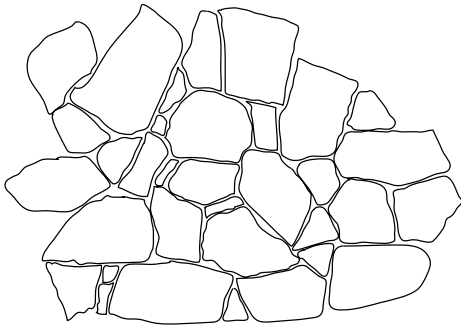


# CRAZY PAVING

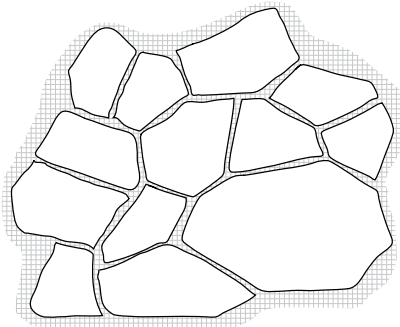
Crazy paving is a flooring style originating in Ancient Rome that has been adopted and used throughout modern architecture. In crazy paving irregular stone pieces are laid randomly to create a seamless organic flooring surface. Incorporating stone varieties such as bluestone, porphyry, and split stone, crazy paving is an ideal style of paving to be used for free form shaped pools, curved paths or can be used as stepping stones in the landscape.

## Sizes

### Crazy Paving



### Interlocking Mats [On Mesh]



### Almond

Irregular Crazy paving, 30mm

### Bluestone

Irregular Crazy paving, 20mm

### Harvest, Mist and Saddle

Interlocking mats, 15mm  
(2 mats per m<sup>2</sup>)

### Porphyry

Irregular Crazy paving, 20-40mm

For other complimentary bluestone tile units, refer to bluestone section. Harvest can be integrated well with Cobb & Co as they both originate from the same quarry.

Saddle can be integrated well with Myrtle as they both originate from the same quarry.

For further information, installation tips and pricing please call a showroom on 1300 13 14 13.

+ For more downloadable imagery visit [www.ecooutdoor.com.au](http://www.ecooutdoor.com.au)