

---

# TRADITIONAL FORMAT

WALLING

---

**ECO OUTDOOR®**

FLOORING • WALLING • FURNITURE

MELBOURNE SYDNEY BRISBANE ADELAIDE PERTH

T. 1300 13 14 13 [ECOOUTDOOR.COM.AU](http://ECOOUTDOOR.COM.AU)



## A TIMELESS ARCHITECTURAL AESTHETIC

Traditional Format walling is a timeless and sophisticated format that will never date. It's been used in buildings throughout Australia for years and has an ageless aesthetic appeal. Traditional Format walling incorporates core stone types such as sandstone, limestone and bluestone.

With natural warmth and subtle colour variation these stone walling options help provide atmosphere to any space. Random lengths develop variety in arrangement while our sibling flooring range supports a sense of design continuity.

We believe that finishing is key for natural stone working effectively in a design and our L-shaped corner units offer a sense of structural depth and form that cannot be achieved with a miter joint.





Barlow



Barrimah



Bluestone Honed



Bluestone Split



Moselle

—  
A selection of high resolution 3D textures is available at [www.ecooutdoor.com.au](http://www.ecooutdoor.com.au)



- 
1. Bluestone
  2. Barrimah
  3. Barrimah
  4. Barrimah
-

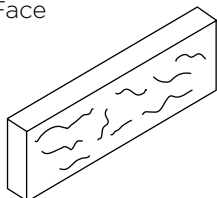
## SIZES

---

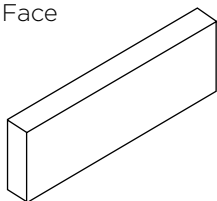
### Walling

---

Split Face



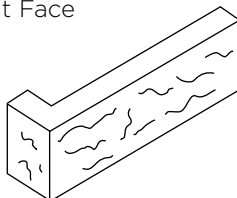
Sawn Face



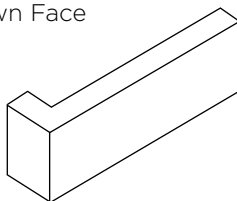
### Corners

---

Split Face

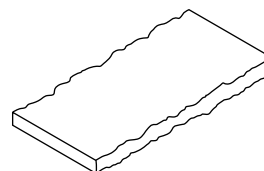


Sawn Face



### Capping

---



—

For more downloadable imagery visit [www.ecooutdoor.com.au](http://www.ecooutdoor.com.au)

	<i>Weight (kg/m<sup>2</sup>)</i>	<i>Packing Details (m<sup>2</sup>/crate)</i>		<i>Weight (kg/m<sup>2</sup>)</i>	<i>Packing Details (m<sup>2</sup>/crate)</i>
<b>Barlow</b>			<b>Bluestone</b>		
<b>Walling</b>			<b>Walling</b>		
Sandblasted veneer, sawn on 5 sides			Split face veneer and sawn on other 5 sides		
Random lengths			Random lengths up to 800mm		
300-900x200/300/400mm, 18mm	52	25	Set height 200mm		
<b>Corners</b>			Thickness 20-40mm	90	
Long side 170-220mm			Sawn or honed face veneer and sawn on other 5 sides		
Short side 80-120mm			Random lengths up to 800mm		
Set height 200/300/400mm			Set height 200mm		
Thickness 18mm	20	16	Thickness 20 or 30mm		
Capping options available on request			<b>Corners</b>		
<b>Barrimah</b>			Split face corner veneer		
<b>Walling</b>			L shaped corner pieces		
Heavily distressed veneer on 5 sides, sawn on back			Long side 400mm		
Random lengths			Short side 200mm		
300-700x300/400mm, 20-40mm	95	14	Set height 200mm		
<b>Corners</b>			Thickness 20-40mm	10	
Heavily distressed corner veneer			Sawn or honed face corners		
L shape corner pieces			L shaped corner pieces		
Long side 300-400mm			Long side 400mm		
Short side 120-170mm			Short side 200mm		
Set height 300mm & 400mm			Set height 200mm		
Thickness 20-40mm	55	14	Thickness 20 or 30mm		
<b>Capping</b>			<b>Capping</b>		
600x300mm, 50mm	140	60	Sawn or honed top and two long side		
Corner Capping			600x300mm, 40mm		
Long side 300mm					
Short side 100mm					
Random Length 400-600mm					
Thickness 20-40mm	55	30			

These stones have a split, sawn, honed or heavily distressed front face, with a sawn rear and sides to help facilitate easy installation. While usually supplied in random lengths with a set 200mm height, custom sizing can be created to suit project requirements. Typically these products are adhered to a concrete or block wall with a suitable tile adhesive. Use of mechanical fixings may also be required. When working out quantities required for a wall, you need to know the face in m<sup>2</sup> to be covered and the number of lineal metre of corners required. Corners units are adjusted on site to deal with random length junctions. For further information, installation tips and pricing please call a showroom on 1300 13 14 13.

---

<b>Moselle</b>	<i>Weight (kg/m<sup>2</sup>)</i>	<i>Packing Details (m<sup>2</sup>/crate)</i>
----------------	--------------------------------------	--

---

### **Walling**

Sawn face veneer  
and sawn on other 5 sides  
Random lengths 400-800mm  
Set height 200mm  
Thickness 30mm

### **Corners**

Sawn face corners  
L shaped corner pieces  
Long side 400mm  
Short side 200mm  
Set height 200mm  
Thickness 30mm

### **Capping**

600x350mm, 40mm

---

These stones have a split, sawn, honed or heavily distressed front face, with a sawn rear and sides to help facilitate easy installation. While usually supplied in random lengths with a set 200mm height, custom sizing can be created to suit project requirements. Typically these products are adhered to a concrete or block wall with a suitable tile adhesive. Use of mechanical fixings may also be required. When working out quantities required for a wall, you need to know the face in m<sup>2</sup> to be covered and the number of lineal metre of corners required. Corners units are adjusted on site to deal with random length junctions. For further information, installation tips and pricing please call a showroom on 1300 13 14 13.

---