

---

# TRAVERTINE

FLOORING

---

**ECO OUTDOOR®**

FLOORING • WALLING • FURNITURE

MELBOURNE SYDNEY BRISBANE ADELAIDE PERTH  
T. 1300 13 14 13 ECOOUTDOOR.COM.AU



## PROVINCIAL & ROMANTIC APPEAL

Travertine is a natural stone that offers a striking patina like no other. Formed from sedimentary rock, the stone can be used to complete a contemporary aesthetic or add age and texture to finish a traditional, classic look.

Travertine has been used in buildings for millennia, such as the Colosseum, and is still sought after in modern architecture – with the Getty Center in California being one of the most notable contemporary designs to use the material.

From soft cream and beige hues to warm, greys and earthy tones, our Travertine range provides a sense of elegance for natural flooring options for any number of internal builds as well as all landscape and garden design projects.






Chambon



Ravello




Scala



Tolfa

—  
A selection of high resolution 3D textures is available at [www.ecooutdoor.com.au](http://www.ecooutdoor.com.au)



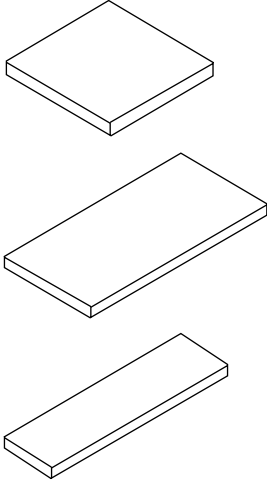
- 
1. Scala step tread
  2. Ravello pool coping
  3. Scala herringbone format
  4. Scala step treads
-

## SIZES

---

### Tiles

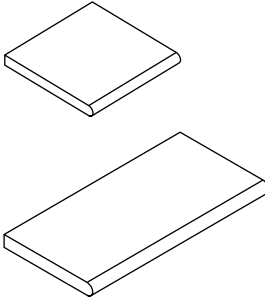
---



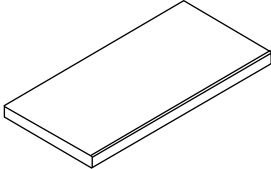
### Coping / Step Tread

---

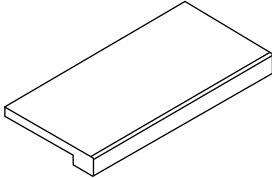
#### Tumbled



#### Square Edge



#### Rebated Square Edge



For more downloadable imagery visit [www.ecooutdoor.com.au](http://www.ecooutdoor.com.au)

<b>Chambon</b>	<i>Weight (kg/m<sup>2</sup>)</i>	<i>Packing Details (m<sup>2</sup>/crate)</i>
<b>Tiles</b>		
Random Length		
400-800x406mm, 18mm	50	17.8
812x406mm, 18mm	50	18.13

<b>Coping / Step Tread</b>		
Sandblasted		
Square Edge		
812x406mm, 30mm	84	30 units
Rebated Coping		
812x406mm, 20mm body, 75mm face (30mm thick)	62	17

### **Ravello & Tolfa**

<b>Tiles</b>		
Modular 203-610mm, 12mm	30	29.7
Modular 203-610mm, 30mm	78	14.85
610x406mm, 12mm	30	39.62
610x406mm, 30mm	78	54 units

<b>Coping / Step Tread</b>		
Tumbled		
610x406mm, 30mm	78	54 units

Modular pattern tiles come in pre mixed crates.  
 The tiles are ideally best laid on a tile adhesive over a concrete slab.  
 Refer to installation tips for further details.  
 610x406mm tiles can be cut on-site for use as vertical risers when installing step treads.

<b>Scala</b>	<i>Weight (kg/m<sup>2</sup>)</i>	<i>Packing Details (m<sup>2</sup>/crate)</i>
<b>Tiles</b>		
400x70mm, 20mm	51	26.88
805x400mm, 20mm	51	30.91
805x805mm, 20mm	51	31.11

<b>Coping / Step Tread</b>		
Square Edge		
805x400mm, 30mm	78	64 units
Rebated Square Edge		
805x400mm, 22mm body, 75mm face	66	20 units

Custom sizes can be produced on request.  
 Scala tiles must be laid on a tile adhesive over a concrete slab.  
 Refer to installation tips for further details.

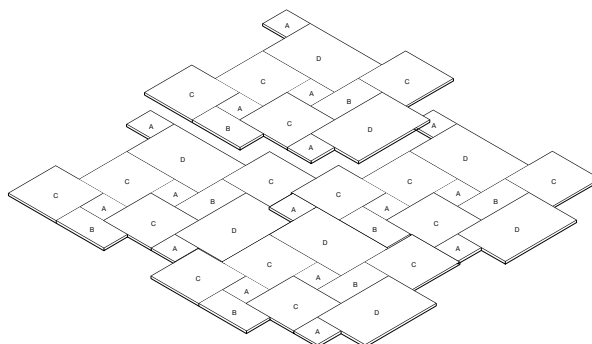
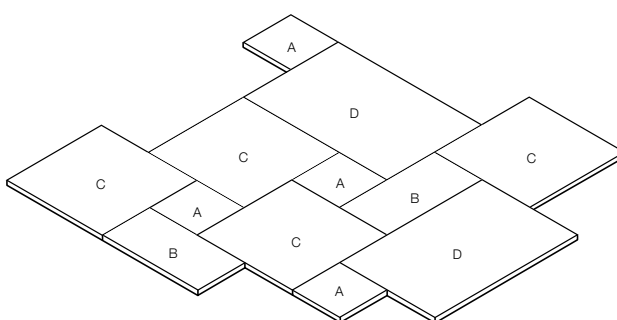
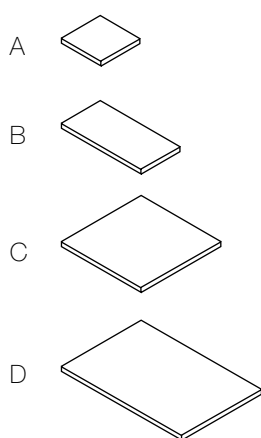
For further information, installation tips and pricing please call a showroom on 1300 13 14 13.

## Ravello, Tolfa

### Small Modular Pattern

Ratio	Sizes
4	A
2	B
4	C
2	D

This pattern can be interlocked from all sides.  
For a download of this pattern refer to website.  
For further information, installation tips and pricing please call a showroom on 1300 13 14 13.



For more downloadable imagery visit [www.ecooutdoor.com.au](http://www.ecooutdoor.com.au)