
DRY STONE

WALLING

ECO OUTDOOR®

FLOORING • WALLING • FURNITURE

MELBOURNE SYDNEY BRISBANE ADELAIDE PERTH
T. 1300 13 14 13 ECOOUTDOOR.COM.AU

INSTANT TEXTURAL IMPACT

Our Dry Stone wall cladding for feature walls and retaining walls provides a rugged, organic and textural approach to surface treatments. As well as achieving the impression of a freestanding wall as built by a stonemason, our Dry Stone walling range provides aesthetic relief from other materials. Providing a genuine, rustic country feel, using Dry Stone in a feature wall or fireplaces is also a seamless way to inject warmth into a space.

All our stone pieces are split on the face and sawn on the back, allowing for easy application to all suitable substrates with outstanding results. We understand that the finishing detail in wall cladding products is essential and provide a range of interlocking corner units, capping pieces and column solutions within our Dry Stone walling range.





Alpine




Baw Baw



Jindera





Mitta Mitta



Siltstone

—
A selection of high resolution 3D textures is available at www.ecooutdoor.com.au



-
1. Baw Baw
 2. Alpine walling with capping
 3. Alpine and Howqua mix
 4. Alpine
-

SIZES

Alpine



Baw Baw



Jindera



Mitta Mitta



Siltstone



Corners



Capping



—
For more downloadable imagery visit www.ecooutdoor.com.au

Alpine, Jindera, Mitta Mitta	<i>Weight (kg/UOM)</i>	<i>Packing Details (UOM/crate)</i>	Baw Baw	<i>Weight (kg/UOM)</i>	<i>Packing Details (UOM/crate)</i>
Walling Split face veneer split on 5 sides and sawn on the back Random lengths up to 500mm Random heights up to 200mm Thickness 20-40mm	75	5m ²	Walling Random lengths up to 700mm Random heights up to 120mm Thickness 45-80mm	155	5m ²
Corners L shaped corner pieces Random lengths up to 250mm Random height up to 150mm Thickness 20-40mm	25	12 (4x3LM)	Corners Working with the natural depth of the stone, finished corners are achieved by laying pieces in a finger join pattern		
Capping Textured finish to top surface, chipped on two long sides and sawn other Length 400mm Width 290mm Thickness 40-50mm	14	50 units	Capping Length 400mm Width 350mm Thickness 40-50mm	17	60 units
			Siltstone		
			Walling Split face veneer and side sawn on back Random lengths up to 800mm Width 50mm Thickness 35-45mm	50	8.5m ²

Typically these products are adhered to a concrete or block wall with a suitable tile adhesive. Use of mechanical fixings may also be required. Corner details are slightly different for each stone type.

When working out quantities required for a wall, you need to know the face in m² to be covered and the number of lineal metres of corners required.

For further information, installation tips and pricing please call a showroom on 1300 13 14 13.