
TRADITIONAL FORMAT

WALLING

ECO OUTDOOR®

FLOORING • WALLING • FURNITURE

MELBOURNE SYDNEY BRISBANE ADELAIDE PERTH
T. 1300 13 14 13 ECOOUTDOOR.COM.AU

A TIMELESS ARCHITECTURAL AESTHETIC

Traditional Format walling is a timeless and sophisticated format that will never date. It's been used in buildings throughout Australia for years and has an ageless aesthetic appeal. Traditional Format walling incorporates core stone types such as sandstone, limestone and travertine.

With natural warmth and subtle colour variation these stone walling options help provide atmosphere to any space. Random lengths develop variety in arrangement while our sibling flooring range supports a sense of design continuity.

We believe that finishing is key for natural stone working effectively in a design and our L-shaped corner units offer a sense of structural depth and form that cannot be achieved with a miter joint.






Barlow



Barrimah



Broma®



Scala® Split

—
A selection of high resolution 3D textures is available at www.ecooutdoor.com.au

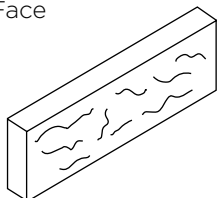


-
1. Barlow
 2. Barrimah
 3. Barrimah
 4. Barrimah
-

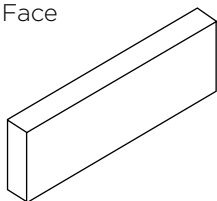
SIZES

Walling

Split Face

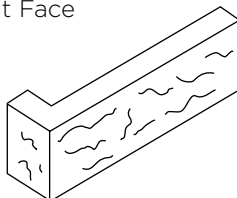


Sawn Face

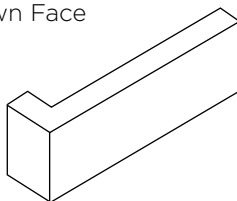


Corners

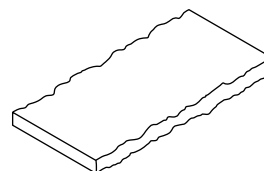
Split Face



Sawn Face



Capping



—

For more downloadable imagery visit www.ecooutdoor.com.au

Barlow	<i>Weight (kg/UOM)</i>	<i>Packing Details (UOM/crate)</i>	Broma®	<i>Weight (kg/UOM)</i>	<i>Packing Details (UOM/crate)</i>
Walling Sandblasted veneer, sawn on 5 sides Random lengths 200/300/400x300-900mm, 18mm	50	25m ² (5x5m ²)	Walling Heavily distressed veneer on 5 sides, sawn on back Random lengths 300/400x300-700mm, 20-30mm	65	15m ² (3x5m ²)
Corners Long side 170-220mm Short side 80-120mm Set height 200/300/400mm Thickness 18mm	22	16LM (2x8LM)	Corners Heavily distressed corner veneer L shape corner pieces Long side 300-400mm Short side 120-170mm Set height 300mm & 400mm Thickness 20-30mm	14	40 units
Capping options available on request			Capping 300x600mm, 50mm	25	60 units
Barrimah			Scala® Split		
Walling Heavily distressed veneer on 5 sides, sawn on back Random lengths 300/400x300-700mm, 20-40mm	75	14m ² (2x7m ²)	Walling Split veneer, sawn on 5 sides Random lengths 152/254/355x305-750mm, 30-40mm	91	11.795m ²
Corners Heavily distressed corner veneer L shape corner pieces Long side 300-400mm Short side 120-170mm Set height 300mm & 400mm Thickness 20-40mm	14	40 units	Corners Long side 150-300mm Short side 100-150mm Set height 152/254/355mm Thickness 30-40mm	6	60 units
Capping 300x600mm, 50mm	25	60 units	Capping 610x305mm, 50mm	24	26 units
Corner Capping Long side 300mm Short side 100mm Random Length 400-600mm Thickness 20-40mm	34	20LM			

These stones have a split, sawn, honed or heavily distressed front face, with a sawn rear and sides to help facilitate easy installation. While usually supplied in random lengths with a set height, custom sizing can be created to suit project requirements. Typically these products are adhered to a concrete or block wall with a suitable tile adhesive. Use of mechanical fixings may also be required. When working out quantities required for a wall, you need to know the face in m² to be covered and the number of lineal metre of corners required. Corners units are adjusted on site to deal with random length junctions. For further information, installation tips and pricing please call a showroom on 1300 13 14 13.