
TECHNIFIRMA®

FLOORING

ECO OUTDOOR®

FLOORING • WALLING • FURNITURE

MELBOURNE SYDNEY BRISBANE ADELAIDE PERTH
T. 1300 13 14 13 ECOOUTDOOR.COM.AU



STRENGTH & DURABILITY PROVIDE EXCEPTIONAL VERSATILITY

The Technifirma® range is new to Eco Outdoor and consists of fifteen products.

Born out of the need for a versatile, yet consistently supplied material suitable for a broad spectrum of use, the Technifirma® range is an ideal product for the most demanding of environments.

Utilising market leading technology, this range of products has homogenous performance characteristics (consistent modulus of rupture), while still maintaining variability in texture and tone similar to natural stone.

This range is extremely strong, has low water absorption characteristics, is non slip and is very easy to maintain.

Available in a range of large format sizes Technifirma® is a great complement to Eco Outdoor's extensive natural stone offer.

The Technifirma® range is available in six colours including Arrowmill, Ashchalk, Chimney Sweep, Flare, Flint, Grey Goose, Harkfell, Knightrider, Lido, Metalbark, Mrs Char, Muddled Crow, Rainford, Riverdance and Shuttle Fleck.







Arrowmill



Ashchalk



Chimney Sweep



Flare



Flint



Grey Goose




Harkfell



Knightrider



Lido



Metalbark




Mrs Char



Muddled Crow



Rainford



Riverdance



Shuttle Fleck


—
Ask us about high resolution 3D textures



1. Riverdance compliments contemporary architecture
2. Muddled Crow is ideal for use in commercial projects
3. Mrs Char is the darkest option within the Technifirma® range
4. Grey Goose used around a swimming pool
5. Chimney Sweep offers a consistent grey colour suitable for use around a swimming pool

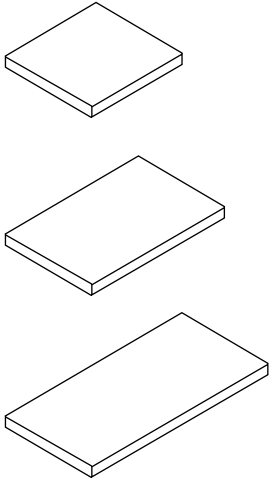


6. Flint is used in this warehouse style apartment proving its versatility in modern and traditional architecture



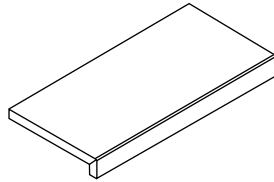
SIZES

Tiles



Coping / Step Tread

Rebated Square Edge



Two-piece rebate with mitre

—
For more downloadable imagery visit www.ecooutdoor.com.au

Arrowmill	<i>Weight (kg/m²)</i>	<i>Packing Details (m²/crate)</i>
Tiles		
600x600mm, 20mm	46	21.6
1200x600mm, 20mm	46	14.4

Rebate Coping
1200x350mm, 20/170mm

**Ashchalk, Flare, Harkfell,
Knightrider, Metalbark & Rainford**

Tiles		
600x600mm, 20mm	46	21.6
900x900mm, 20mm	46	14.5

Rebate Coping
900x350mm, 20/170mm

Chimney Sweep

Tiles		
596x596mm, 20mm	46	21.65

Rebate Coping
596x350mm, 20/55mm
900x350mm, 20/55mm

Flint, Grey Goose & Lido	<i>Weight (kg/m²)</i>	<i>Packing Details (m²/crate)</i>
Tiles		
901x600mm, 20mm	46	14.5

Rebate Coping
901x350mm, 20/55mm

**Mrs Char, Muddled Crow
& Riverdance**

Tiles		
596x596mm, 20mm	46	21.6
1197x596mm, 20mm	46	14.5

Rebate Coping
596x350mm, 20/55mm
1197x350mm, 20/55mm

Shuttle Fleck

Tiles		
598x598mm, 20mm	46	21.60
898x898mm, 20mm	46	14.58

Rebate Coping
898x350mm, 20/170mm
 48 | 10 units |

Given the high level of dimensional accuracy, typically these tiles can be laid with a suitable tile adhesive. Refer to installation tips for further information. For further information, installation tips and pricing please call a showroom on 1300 13 14 13.