
TRAVERTINE

FLOORING

ECO OUTDOOR®

FLOORING • WALLING • FURNITURE

MELBOURNE SYDNEY BRISBANE ADELAIDE PERTH
T. 1300 13 14 13 ECOOUTDOOR.COM.AU

PROVINCIAL & ROMANTIC APPEAL

Travertine is a natural stone that offers a striking patina like no other. Formed from sedimentary rock, the stone can be used to complete a contemporary aesthetic or add age and texture to finish a traditional, classic look.

Travertine has been used in buildings for millennia, such as the Colosseum, and is still sought after in modern architecture – with the Getty Center in California being one of the most notable contemporary designs to use the material.

From soft cream and beige hues to warm, greys and earthy tones, our Travertine range provides a sense of elegance for natural flooring options for any number of internal builds as well as all landscape and garden design projects.





Chambon



Ravello®



Scala®



Tolfa

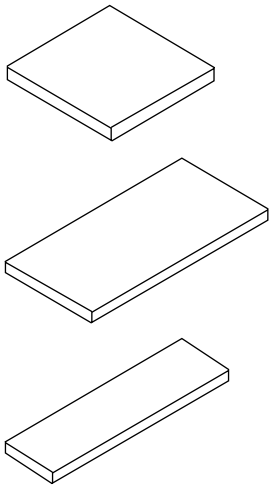
—
A selection of high resolution 3D textures is available at www.ecooutdoor.com.au



-
1. Scala® step tread
 2. Ravello® pool coping
 3. Scala® herringbone format
 4. Scala® step treads
-

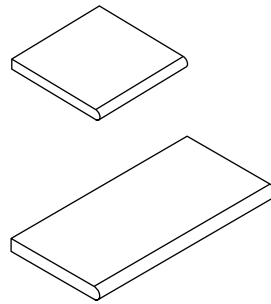
SIZES

Tiles

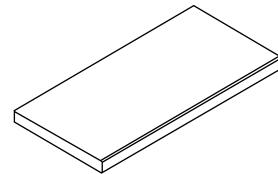


Coping / Step Tread

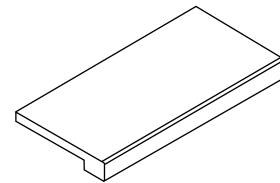
Tumbled



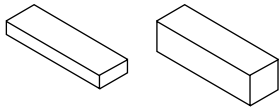
Square Edge



Rebated Square Edge



Batons



—
For more downloadable imagery visit www.ecooutdoor.com.au

| Chambon | <i>Weight (kg/UOM)</i> | <i>Packing Details (UOM/crate)</i> |
|---|----------------------------|--|
| Tiles | | |
| 406x406-812mm, 18mm | 50 | 17m ² |
| 406x812mm, 18mm | 50 | 18m ² |
| 610x915mm, 18mm | 50 | 27.9m ² |
| Coping / Step Tread | | |
| Square Edge | | |
| 406x812mm, 30mm | 25 | 30 units |
| 406x812mm, 50mm | 46 | 20 units |
| 406x915mm, 30mm | 40 | 30 units |
| 406x915mm, 50mm | 66 | 20 units |
| Rebated Coping | | |
| 406x812mm, 20mm body, 75mm face (30mm thick) | 20 | 17 units |
| Ravello® & Tolfa | | |

| | | |
|-------------------------|----|--------------------|
| Tiles | | |
| Modular 203-610mm, 12mm | 30 | 29.7m ² |
| Modular 203-610mm, 30mm | 78 | 14.8m ² |
| 406x610mm, 12mm | 30 | 39.6m ² |
| 406x610mm, 30mm | 78 | 13.4m ² |

Modular pattern tiles come in pre mixed crates.

The tiles are ideally best laid on a tile adhesive over a concrete slab.
Refer to installation tips for further details.

406x610mm tiles can be cut on-site for use as vertical risers when installing step treads.

| Scala® | <i>Weight (kg/UOM)</i> | <i>Packing Details (UOM/crate)</i> |
|------------------------------|----------------------------|--|
| Tiles | | |
| 70x400mm, 20mm | 51 | varies |
| 406x762mm, 20mm | 51 | varies |
| 406x812mm, 20mm | 51 | varies |
| 610x915mm, 20mm | 51 | varies |
| 610x1220mm, 20mm | 51 | varies |
| Coping / Step Tread | | |
| 406x762mm, 30mm | 23 | 64 units |
| 406x812mm, 30mm | 25 | 50 units |
| 406x812mm, 50mm | 40 | 40 units |
| 406x1220mm, 30mm | 36 | 30 units |
| 406x1220mm, 50mm | 60 | 20 units |
| Crazy Paving | | |
| Irregular Crazy Paving, 20mm | 51 | 15m ² |

| | | |
|----------------|-----|--------|
| Batons | | |
| 50x200mm, 20mm | 51 | varies |
| 50x200mm, 50mm | 110 | varies |

Scala tiles must be laid on a tile adhesive over a concrete slab.
Refer to installation tips for further details.

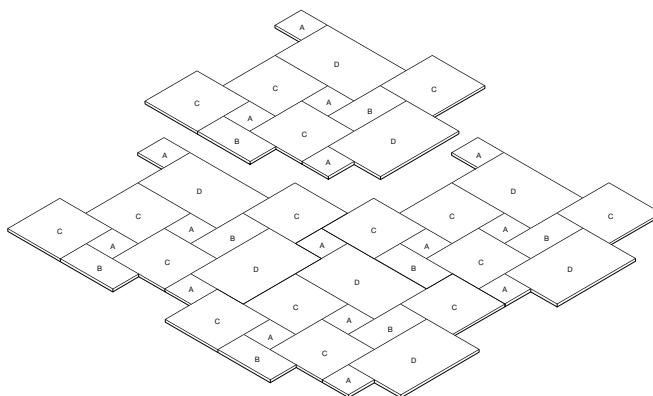
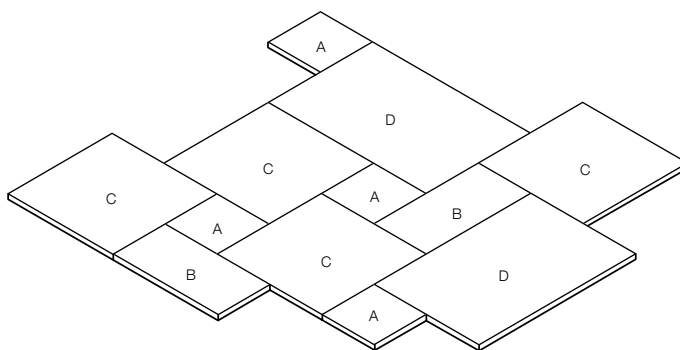
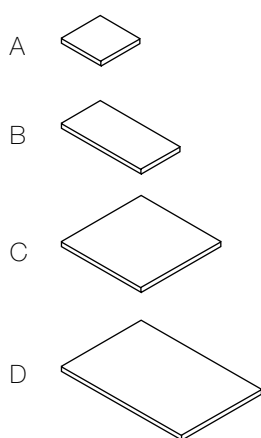
For further information, installation tips and pricing please call a showroom on 1300 13 14 13.

Ravello®, Tolfa

Small Modular Pattern

| Ratio | Sizes |
|-------|-------|
| 4 | A |
| 2 | B |
| 4 | C |
| 2 | D |

This pattern can be interlocked from all sides.
For a download of this pattern refer to website.
For further information, installation tips and pricing please call a showroom on 1300 13 14 13.



For more downloadable imagery visit www.ecooutdoor.com.au